

**Granite State Electric Company
and
EnergyNorth Natural Gas
d/b/a Liberty (Energy) Utilities**

MONTHLY REPORT OF TRANSITION PROGRESS

For the Month of May 2013

ATTACHMENT A

MONTHLY TRANSITION COSTS AND SUPPORTING DETAIL

Please see the following attachments:

- A.1 Transition Services Cost Report - *Please see native format Excel worksheets*
- A.2 Transition Services Cost Report Supporting Detail – *Please see native format Excel worksheets*
- A.3 GSE and ENNG Monthly Transition Progress

Granite State Electric Company
File Date: June 30, 2013
Settlement Agreement, p. 16 C.1.b. & Attachment F

		(A)	(B)	(C)	(D)	(E)	(F)
	Transition Service	(G) through (P)	(A) + (B)		(C) - (D)		(E) / (D)
		Total Cost				Variance over/(under) Original	
		Actual Billed To Date	Estimated Remaining	Actual & Estimated	Original Estimate	Amount	Percent
Human Resources							
HR-1	Payroll Services	51,910.97					
HR-2	Employee Benefits	263,142.61					
HR-3	Pension Administration	31,991.66					
HR-4	Labor Relations Support	14,925.31					
HR-5	Staffing Support	2.55					
	Estimate	-					
		361,973.10	2,000.00	363,973.10	59,000.00	304,973.10	517%
Financial Services							
Fin-1	Financial Reporting	397.87					
Fin-2	Accounting Consulting	56,414.83					
Fin-3	Financial Training Service	-					
Fin-4	Accounts Payable Processes	-					
Fin-5	Accounts Payable Consulting	-					
Fin-6	Cash Management	-					
Fin-7	Tax Consulting Services	776.21					
Fin-8	Property Tax Services	10,854.85					
Fin-9	Claims Handling/Investigation	41.44					
	Estimate	-					
		68,485.20	29,000.00	97,485.20	163,000.00	(65,514.80)	-40%
Operations							
Elec Ops-1	Planned Major Maintenance & Capital Construction	59,085.73					
Elec Ops-2	Emergency Maintenance Engineering and Technical Services	592.46					
Elec Ops-3	Field Crew Dispatching and Scheduling	1,205.39					
Elec Ops-4	Electric Engineering and Design	57,643.38					
Elec Ops-5	Resource and Workload Planning	30,249.63					
Elec Ops-6	Electric Feeder, Sub-Transmission and Substation Asset Planning	90,061.62					
Elec Ops-7	Substation Maintenance Programs/Substation Engineering	940,783.42					
Elec Ops-8	Vegetation Management	468.05					
Elec Ops-9	Customer Meter Support	25,197.46					
Elec Ops-10	Electric Meter Shop	3,901.48					
Elec Ops-11	Electric Lab (testing & calibration of tools, equipment and PPE)	5,091.28					
Elec Ops-12	Infrared (IR) Testing	-					
Elec Ops-13	Mapping & Records	15,170.98					
Elec Ops-14	Relay and Protection	32,220.98					
Elec Ops-15	Codes and Standards	1,715.22					
Elec Ops-16	Mutual Assistance	152,289.18					
Elec Ops-17	Business Continuity Support and Emergency Logistics	175,054.11					
Elec Ops-18	Electric Operations Miscellaneous	514,469.32					
	Estimate	-					
		2,105,199.69	471,250.00	2,576,449.69	3,952,000.00	(1,375,550.31)	-35%
Energy Solutions Delivery & Efficiency							
ESD&E-1	Energy Efficiency Programs	33,917.32					
ESD&E-2	Sales/Support for Commercial, Industrial and Municipal Customers	1,015.62					
	Estimate	-					
		34,932.94	-	34,932.94	-	34,932.94	0%
Energy Control & Supply							
Energy Supply-1	Electric Network Control	84,608.27					
Energy Supply-2	Electric Load Forecasting	964.53					
Energy Supply-3	Energy Procurement Services	11,451.86					
Energy Supply-4	Energy Procurement Consulting	6,477.63					
Energy Supply-5	Distributed Generation Services	85.95					
	Estimate	-					
		103,588.24	36,000.00	139,588.24	130,000.00	9,588.24	7%
Project Management							
Project Mgt-1	Project Management Services	9,339.14					
Project Mgt-2	Cost Management Access	-					
	Estimate	-					
		9,339.14	-	9,339.14	-	9,339.14	0%
Health, Safety & Environment (HS&E)							
HS&E-1	HS&E Regulatory Monitoring, Reporting, Compliance, and Training	2,402.56					
HS&E-2	Health and Safety Field Support	5.22					
HS&E-3	Technical Training	0.00					
HS&E-4	Environmental Compliance	-					
HS&E-5	Environmental Field Support	841.87					
HS&E-6	Spill Control/Response	-					
HS&E-7	Environmental Regulatory Support & Consultation	-					
HS&E-8	Licenses, Permits and Orders	-					
	Estimate	-					
		3,249.65	-	3,249.65	50,000.00	(46,750.35)	-94%

Granite State Electric Company
File Date: June 30, 2013
Settlement Agreement, p. 16 C.1.b. & Attachment F

		(A)	(B)	(C)	(D)	(E)	(F)
	Transition Service	(G) through (P)	(A) + (B)		(C) - (D)		(E) / (D)
		Total Cost				Variance over/(under) Original	
		Actual Billed To Date	Estimated Remaining	Actual & Estimated	Original Estimate	Amount	Percent
	Security						
Security-1	Site Security Services	5.53					
Security-2	Security Consulting	-					
Security-3	NERC/NPCC- Reliability Compliance	-					
	Estimate	-					
		5.53	-	5.53	-	5.53	0%
	Supply Chain and Inventory Management						
Supply-1	Supply Chain Management	62.93					
Supply-2	Materials Management System Support	-					
Supply-3	Supplier Contracts	9,927.84					
Supply-4	Access to Seller Warehouses	-					
Supply-5	Fleet Services	71,040.97					
	Estimate	-					
		81,031.74	-	81,031.74	15,000.00	66,031.74	440%
	Customer Services Support						
Customer Svc-1	Call Center Operations	176,291.01					
Customer Svc-2	Meter Reading, Billing and Payment Processing	400,082.26					
Customer Svc-3	Collections Process Support	46,325.73					
Customer Svc-4	New Business Administration	119,965.66					
Customer Svc-5	Revenue Protection/Diversion & Investigation	-					
Customer Svc-6	Customer Data Migration	604.74					
Customer Svc-7	Meter Data Services Support	43,780.16					
	Estimate	-					
		787,049.55	1,998,000.00	2,785,049.55	3,939,000.00	(1,153,950.45)	-29%
	Regulatory Support						
Reg-1	Regulatory Support - General	44,142.94					
Reg-2	Regulatory Reporting	13,452.39					
	Estimate	-					
		57,595.33	6,853.66	64,448.99	45,000.00	19,448.99	43%
	Records Management						
Records-1	Identification of Books and Records	-					
Records-2	Separation and Transfer of Books and Records	-					
	Estimate	-					
		-	8,000.00	8,000.00	-	8,000.00	0%
	IT Transition Services						
IT-1	Business Application Services	331,603.52					
IT-2	Collaboration Services (E-Mail)	0.03					
IT-3	Data Centers	65,398.19					
IT-4	Client Services	31,667.68					
IT-5	Contracts and Licenses	68,838.06					
IT-6	Infrastructure Services	276,963.99					
IT-7	Networking Support	61,101.69					
IT-8	IS Energy Management Systems (EMS)	25,397.84					
IT-9	Security Services	345.32					
	Estimate	-					
		\$ 861,316.32	238,000.00	\$ 1,099,316.32	\$ 1,409,000.00	\$ (309,683.68)	-22%
		\$ 4,473,766.44	\$ 2,789,103.66	\$ 7,262,870.10	\$ 9,762,000.00	\$ (2,499,129.90)	-26%

Granite State Electric Company
File Date: June 30, 2013
Settlement Agreement, p. 16 C.1.b. & Attachment F

	Transition Service	(N)	(O)	(P)	(Q)	(R)	(AE)
		Cost					
		(actual) Feb-13	(actual) Mar-13	(actual) Apr-13	(estimated) May-13	(estimated) Jun-13	Total Actual & Est.
	Human Resources						
HR-1	Payroll Services	-	-	-			51,910.97
HR-2	Employee Benefits	-	-	-			263,142.61
HR-3	Pension Administration	2,728.50	4,782.00	662.02			31,991.66
HR-4	Labor Relations Support	-	-	-			14,925.31
HR-5	Staffing Support	-	-	-			2.55
	Estimate			-	1,000.00	1,000.00	2,000.00
		2,728.50	4,782.00	662.02	1,000.00	1,000.00	363,973.10
	Financial Services						
Fin-1	Financial Reporting	-	-	-			397.87
Fin-2	Accounting Consulting	2,434.50	3,611.44	2,966.54			56,414.83
Fin-3	Financial Training Service	-	-	-			-
Fin-4	Accounts Payable Processes	-	-	-			-
Fin-5	Accounts Payable Consulting	-	-	-			-
Fin-6	Cash Management	-	-	-			-
Fin-7	Tax Consulting Services	-	-	-			776.21
Fin-8	Property Tax Services	-	-	-			10,854.85
Fin-9	Claims Handling/Investigation	-	-	-			41.44
	Estimate			-	3,000.00	5,000.00	29,000.00
		2,434.50	3,611.44	2,966.54	3,000.00	5,000.00	97,485.20
	Operations						
Elec Ops-1	Planned Major Maintenance & Capital Construction	-	1,745.43	32,687.94			59,085.73
Elec Ops-2	Emergency Maintenance Engineering and Technical Services	-	-				592.46
Elec Ops-3	Field Crew Dispatching and Scheduling	619.01	30.17	(1,195.47)			1,205.39
Elec Ops-4	Electric Engineering and Design	695.72	25,438.89				57,643.38
Elec Ops-5	Resource and Workload Planning	1,418.25	1,632.87	3,016.05			30,249.63
Elec Ops-6	Electric Feeder, Sub-Transmission and Substation Asset Planning	(70.41)	(3,200.96)	6,065.81			90,061.62
Elec Ops-7	Substation Maintenance Programs/Substation Engineering	51,596.17	54,458.53	614,160.45			940,783.42
Elec Ops-8	Vegetation Management	-	-				468.05
Elec Ops-9	Customer Meter Support	-	-				25,197.46
Elec Ops-10	Electric Meter Shop	45.44	59.60				3,901.48
Elec Ops-11	Electric Lab (testing & calibration of tools, equipment and PPE)	279.78	1,460.28	1,807.39			5,091.28
Elec Ops-12	Infrared (IR) Testing	-	-				-
Elec Ops-13	Mapping & Records	387.29	474.95	1,356.20			15,170.98
Elec Ops-14	Relay and Protection	10,947.36	1,190.03	1,727.50			32,220.98
Elec Ops-15	Codes and Standards	-	-				1,715.22
Elec Ops-16	Mutual Assistance	22,614.80	8,111.87	(11,012.44)			152,289.18
Elec Ops-17	Business Continuity Support and Emergency Logistics	-	-				175,054.11
Elec Ops-18	Electric Operations Miscellaneous	91,395.32	60,484.77	(84,271.08)			514,469.32
	Estimate			-	82,500.00	82,500.00	471,250.00
		179,928.73	151,886.43	564,342.35	82,500.00	82,500.00	2,576,449.69
	Energy Solutions Delivery & Efficiency						
ESD&E-1	Energy Efficiency Programs	(5,720.59)	2,116.46	2,281.92			33,917.32
ESD&E-2	Sales/Support for Commercial, Industrial and Municipal Customers	-	-	-			1,015.62
	Estimate	-	-	-	-	-	-
		(5,720.59)	2,116.46	2,281.92	-	-	34,932.94
	Energy Control & Supply						
Energy Supply-1	Electric Network Control	39,015.09	(55,324.78)	12,470.80			84,608.27
Energy Supply-2	Electric Load Forecasting	-	-	426.83			964.53
Energy Supply-3	Energy Procurement Services	1,529.91	899.93	(5,000.00)			11,451.86
Energy Supply-4	Energy Procurement Consulting	-	-				6,477.63
Energy Supply-5	Distributed Generation Services	45.33	40.62				85.95
	Estimate			-	8,000.00	8,000.00	36,000.00
		40,590.33	(54,384.23)	7,897.63	8,000.00	8,000.00	139,588.24
	Project Management						
Project Mgt-1	Project Management Services	-	-				9,339.14
Project Mgt-2	Cost Management Access	-	-				-
	Estimate	-	-	-	-	-	-
		-	-	-	-	-	9,339.14
	Health, Safety & Environment (HS&E)						
HS&E-1	HS&E Regulatory Monitoring, Reporting, Compliance, and Training	-	166.98				2,402.56
HS&E-2	Health and Safety Field Support	-	-				5.22
HS&E-3	Technical Training	-	-				0.00
HS&E-4	Environmental Compliance	-	-				-
HS&E-5	Environmental Field Support	-	-				841.87
HS&E-6	Spill Control/Response	-	-				-
HS&E-7	Environmental Regulatory Support & Consultation	-	-				-
HS&E-8	Licenses, Permits and Orders	-	-				-
	Estimate	-	-	-	-	-	-
		-	166.98	-	-	-	3,249.65

Granite State Electric Company
File Date: June 30, 2013
Settlement Agreement, p. 16 C.1.b. & Attachment F

	Transition Service	(N)	(O)	(P)	(Q)	(R)	(AE)
		Cost					
		(actual) Feb-13	(actual) Mar-13	(actual) Apr-13	(estimated) May-13	(estimated) Jun-13	Total Actual & Est.
	Security						
Security-1	Site Security Services	-	-				5.53
Security-2	Security Consulting	-	-	-			-
Security-3	NERC/NPCC- Reliability Compliance	-	-				-
	Estimate			-	-	-	-
		-	-	-	-	-	5.53
	Supply Chain and Inventory Management						
Supply-1	Supply Chain Management	-	-				62.93
Supply-2	Materials Management System Support	-	-	-			-
Supply-3	Supplier Contracts	9,927.84	-				9,927.84
Supply-4	Access to Seller Warehouses	-	-				-
Supply-5	Fleet Services	-	-				71,040.97
	Estimate			-	-	-	-
		9,927.84	-	-	-	-	81,031.74
	Customer Services Support						
Customer Svc-1	Call Center Operations	23,429.48	13,172.24	29,085.54			176,291.01
Customer Svc-2	Meter Reading, Billing and Payment Processing	109,058.17	66,189.51	(76,922.79)			400,082.26
Customer Svc-3	Collections Process Support	5,432.32	11,631.17	6,635.43			46,325.73
Customer Svc-4	New Business Administration	10,466.98	12,003.64	12,184.27			119,965.66
Customer Svc-5	Revenue Protection/Diversion & Investigation	-	-				-
Customer Svc-6	Customer Data Migration	-	-	604.74			604.74
Customer Svc-7	Meter Data Services Support	20,440.46	(1,506.39)	6,104.22			43,780.16
	Estimate			-	210,000.00	210,000.00	1,998,000.00
		168,827.41	101,490.17	(22,308.59)	210,000.00	210,000.00	2,785,049.55
	Regulatory Support						
Reg-1	Regulatory Support - General	(168.14)	8,703.43	(3,021.06)			44,142.94
Reg-2	Regulatory Reporting	1,518.52	-				13,452.39
	Estimate			-	1,463.41	1,463.41	6,853.66
		1,350.38	8,703.43	(3,021.06)	1,463.41	1,463.41	64,448.99
	Records Management						
Records-1	Identification of Books and Records	-	-				-
Records-2	Separation and Transfer of Books and Records	-	-				-
	Estimate			-	4,000.00	4,000.00	8,000.00
		-	-	-	4,000.00	4,000.00	8,000.00
	IT Transition Services						
IT-1	Business Application Services	23,816.38	38,416.94	144,845.72			331,603.52
IT-2	Collaboration Services (E-Mail)	-	-				0.03
IT-3	Data Centers	-	-	50,713.24			65,398.19
IT-4	Client Services	-	-	13,007.09			31,667.68
IT-5	Contracts and Licenses	6,692.84	3,118.33	15,710.46			68,838.06
IT-6	Infrastructure Services	117,329.96	93,343.09	(136,285.79)			276,963.99
IT-7	Networking Support	-	-	43,110.52			61,101.69
IT-8	IS Energy Management Systems (EMS)	-	1,131.14	20,282.35			25,397.84
IT-9	Security Services	-	-	-			345.32
	Estimate			-	17,000.00	17,000.00	238,000.00
		\$ 147,839.18	\$ 136,009.50	\$ 151,383.59	\$ 17,000.00	\$ 17,000.00	\$ 1,099,316.32
		\$ 547,906.28	\$ 354,382.18	\$ 704,204.40	\$ 326,963.41	\$ 328,963.41	\$ 7,262,870.10

EnergyNorth Natural Gas, Inc.
File Date: June 30, 2013
Settlement Agreement, p. 16 C.1.b. & Attachment F

	Transition Service	(A)	(B)	(C)	(D)	(E)	(F)
		(G) through (P)	(A) + (B)		(C) - (D)		(E) / (D)
		Total Cost				Variance over/(under) Original	
		Actual Billed To Date	Estimated Remaining	Actual & Estimated	Original Estimate	Amount	Percent
	Human Resources						
HR-1	Payroll Services	14,691.64					
HR-2	Employee Benefits	95,625.38					
HR-3	Pension Administration	34,303.83					
HR-4	Labor Relations Support	3,629.16					
HR-5	Staffing Support	0.46					
	Estimate	-					
		148,250.47	2,000.00	150,250.47	68,000.00	82,250.47	121%
	Financial Services						
Fin-1	Financial Reporting	36,144.76					
Fin-2	Accounting Consulting	37,796.25					
Fin-3	Financial Training Service	-					
Fin-4	Accounts Payable Processes	-					
Fin-5	Accounts Payable Consulting	-					
Fin-6	Cash Management	-					
Fin-7	Tax Consulting Services	140.61					
Fin-8	Property Tax Services	7,684.32					
Fin-9	Claims Handling/Investigation	10.55					
	Estimate	-					
		81,776.48	36,000.00	117,776.48	294,000.00	(176,223.52)	-60%
	Operations						
Gas Ops-1	Network Strategy Support and Planned Major Maintenance	36,646.72					
Gas Ops-2	Operations Regulatory Support	5,516.88					
Gas Ops-3	Emergency Maintenance Engineering & Technical Services	49,670.61					
Gas Ops-4	Gas Field Crew Dispatching and Scheduling	8.65					
Gas Ops-5	Mandated Programs, including Leak Survey Support	13,871.73					
Gas Ops-6	Maps & Records	93,489.45					
Gas Ops-7	LNG Compliance and Training	-					
Gas Ops-8	Gas Engineering and Design	70,718.23					
Gas Ops-9	Quality Assurance/Analysis & Process Improvement	15,751.98					
Gas Ops-10	Gas Support Services/Workload Planning	18,874.39					
Gas Ops-11	Gas Meter Operations/Meter Shop	105,732.61					
Gas Ops-12	Customer Meter Support	15,081.42					
Gas Ops-13	Gas Reliability Planning	10,417.98					
Gas Ops-14	System Integrity, Asset Replacement, & Corrosion Control	310,241.45					
Gas Ops-15	Codes and Standards	11,662.95					
Gas Ops-16	Ops Misc	(58,007.59)					
Gas Ops-17	Mutual Assistance - Gas Emergencies	-					
	Estimate	-					
		699,677.45	802,500.00	1,502,177.45	5,376,000.00	(3,873,822.55)	-72%
	Energy Solutions Delivery & Efficiency						
ESD&E-1	Energy Efficiency Programs	39,248.28					
ESD&E-2	Sales/Support for Commercial, Industrial and Municipal Customers	70,952.05					
	Estimate	-					
		110,200.32	-	110,200.32	77,000.00	33,200.32	43%
	Gas Control & Procurement						
Gas Supply-1	Gas Control	175,086.32					
Gas Supply-2	Gas Procurement Services - General	389,481.73					
Gas Supply-3	Energy Transactions	(236,647.30)					
Gas Supply-4	Gas Load Forecasting	23,252.08					
Gas Supply-5	Gas Procurement Consulting	-					
Gas Supply-6	Gas Procurement Miscellaneous	-					
	Estimate	-					
		351,172.83	7,000.00	358,172.83	0.00	358,172.83	35817283137%
	Project Management						
Project Mgt-1	Project Management Services	5,488.17					
Project Mgt-2	Cost Management Access	2,979.29					
	Estimate	-					
		8,467.46	-	8,467.46	0.00	8,467.45	846745499%
	Health, Safety & Environment (HS&E)						
HS&E-1	HS&E Regulatory Monitoring, Reporting, Compliance, and Training	2,153.73					
HS&E-2	Health and Safety Field Support	495.18					
HS&E-3	Technical Training	-					
HS&E-4	Environmental Compliance	22.50					
HS&E-5	Site Investigation and Remediation	17,576.08					
HS&E-6	Environmental Field Support	152.50					
HS&E-7	Spill Control/Response	-					
HS&E-8	Environmental Regulatory Support & Consultation	-					
HS&E-9	Licenses, Permits and Orders	-					
	Estimate	-					
		20,399.99	58,000.00	78,399.99	215,000.00	(136,600.01)	-64%
	Security						

EnergyNorth Natural Gas, Inc.
File Date: June 30, 2013
Settlement Agreement, p. 16 C.1.b. & Attachment F

	Transition Service	(A)	(B)	(C)	(D)	(E)	(F)
		(G) through (P)		(A) + (B)		(C) - (D)	(E) / (D)
		Total Cost				Variance over/(under) Original	
		Actual Billed To Date	Estimated Remaining	Actual & Estimated	Original Estimate	Amount	Percent
Security-1	Site Security Services	30,120.42					
Security-2	Security Consulting	353.84					
	Estimate	-					
		30,474.26	-	30,474.26		30,474.26	0%
	Supply Chain and Inventory Management						
Supply-1	Supply Chain Management	76.43					
Supply-2	Materials Management System Support	319.78					
Supply-3	Supplier Contracts	-					
Supply-4	Access to Seller Warehouses	173,298.11					
Supply-5	Fleet Services	18,537.65					
	Estimate	-					
		192,231.97	-	192,231.97	75,000.00	117,231.97	156%
	Customer Services Support						
Customer Svc-1	Call Center Operations	834,035.13					
Customer Svc-2	Meter Reading, Billing and Payment Processing	496,441.86					
Customer Svc-3	Collections Process Support	5,685.45					
Customer Svc-4	New Business Administration	16,240.36					
Customer Svc-5	Revenue Protection/Diversion & Investigation	-					
Customer Svc-6	Customer Data Migration	-					
	Estimate	-					
		1,352,402.81	2,288,000.00	3,640,402.81	6,570,000.00	(2,929,597.19)	-45%
	Regulatory Support						
Reg-1	Regulatory Support - General	97,564.30					
Reg-2	Regulatory Reporting	81,915.41					
	Estimate	-					
		179,479.71	25,000.00	204,479.71	156,000.00	48,479.71	31%
	Records Management						
Records-1	Identification of Books and Records	-					
Records-2	Separation and Transfer of Books and Records	-					
	Estimate	-					
		-	8,000.00	8,000.00	48,000.00	(40,000.00)	-83%
	IT Transition Services						
IT-1	Business Application Services	285,913.69					
IT-2	Collaboration Services (E-Mail)	0.08					
IT-3	Data Centers	17,649.58					
IT-4	Client Services	43,521.79					
IT-5	Contracts and Licenses	166,491.78					
IT-6	Infrastructure Services	260,123.64					
IT-7	Networking Support	66,461.75					
IT-8	IS Energy Management Systems (EMS)	42,530.71					
IT-9	Security Services	8,891.95					
	Estimate	-					
		\$ 891,584.96	476,000.00	\$ 1,367,584.96	\$ 2,817,000.00	\$ (1,449,415.04)	-51%
		\$ 4,066,118.72	\$ 3,702,500.00	\$ 7,768,618.72	\$ 15,696,000.00	\$ (7,927,381.28)	-51%

EnergyNorth Natural Gas, Inc.
File Date: June 30, 2013
Settlement Agreement, p. 16 C.1.b. & Attachment F

	Transition Service	(N)	(O)	(P)	(Q)	(R)	(AE)
		Cost					
		(actual) Feb-13	(actual) Mar-13	(actual) Apr-13	(estimated) May-13	(estimated) Jun-13	Total Actual & Est.
	Human Resources						
HR-1	Payroll Services	-	-				14,691.64
HR-2	Employee Benefits	-	-				95,625.38
HR-3	Pension Administration	(4,791.50)	-	2,481.82			34,303.83
HR-4	Labor Relations Support	-	-				3,629.16
HR-5	Staffing Support	-	-				0.46
	Estimate			-	1,000.00	1,000.00	2,000.00
		(4,791.50)	-	2,481.82	1,000.00	1,000.00	150,250.47
	Financial Services						
Fin-1	Financial Reporting	-	-				36,144.76
Fin-2	Accounting Consulting	2,434.50	3,611.44	2,966.54			37,796.25
Fin-3	Financial Training Service	-	-				-
Fin-4	Accounts Payable Processes	-	-				-
Fin-5	Accounts Payable Consulting	-	-				-
Fin-6	Cash Management	-	-				-
Fin-7	Tax Consulting Services	-	-				140.61
Fin-8	Property Tax Services	-	-				7,684.32
Fin-9	Claims Handling/Investigation	-	-				10.55
	Estimate			-	7,000.00	15,000.00	36,000.00
		2,434.50	3,611.44	2,966.54	7,000.00	15,000.00	117,776.48
	Operations						
Gas Ops-1	Network Strategy Support and Planned Major Maintenance	-	-				36,646.72
Gas Ops-2	Operations Regulatory Support						5,516.88
Gas Ops-3	Emergency Maintenance Engineering & Technical Services	-	-				49,670.61
Gas Ops-4	Gas Field Crew Dispatching and Scheduling						8.65
Gas Ops-5	Mandated Programs, including Leak Survey Support						13,871.73
Gas Ops-6	Maps & Records	3,043.58	3,033.28	6,356.33			93,489.45
Gas Ops-7	LNG Compliance and Training						-
Gas Ops-8	Gas Engineering and Design	-	-				70,718.23
Gas Ops-9	Quality Assurance/Analysis & Process Improvement			(2,170.35)			15,751.98
Gas Ops-10	Gas Support Services/Workload Planning	-	-	146.13			18,874.39
Gas Ops-11	Gas Meter Operations/Meter Shop	3,031.37	2,719.36	7,782.65			105,732.61
Gas Ops-12	Customer Meter Support	-	-				15,081.42
Gas Ops-13	Gas Reliability Planning						10,417.98
Gas Ops-14	System Integrity, Asset Replacement, & Corrosion Control						310,241.45
Gas Ops-15	Codes and Standards						11,662.95
Gas Ops-16	Ops Misc	11,771.42	(2,695.69)	21,133.73			(58,007.59)
Gas Ops-17	Mutual Assistance - Gas Emergencies						-
	Estimate			-	124,750.00	124,750.00	802,500.00
		17,846.37	3,056.95	33,248.49	124,750.00	124,750.00	1,502,177.45
	Energy Solutions Delivery & Efficiency						
ESD&E-1	Energy Efficiency Programs	150.89	-	239.72			39,248.28
ESD&E-2	Sales/Support for Commercial, Industrial and Municipal Customers	-	-				70,952.05
	Estimate			-	-	-	-
		150.89	-	239.72	-	-	110,200.32
	Gas Control & Procurement						
Gas Supply-1	Gas Control	17,063.38	16,353.02	17,480.68			175,086.32
Gas Supply-2	Gas Procurement Services - General	-	-	142.50			389,481.73
Gas Supply-3	Energy Transactions	9,509.72	(850.36)	17,731.20			(236,647.30)
Gas Supply-4	Gas Load Forecasting	-	1,550.93	881.23			23,252.08
Gas Supply-5	Gas Procurement Consulting						-
Gas Supply-6	Gas Procurement Miscellaneous						-
	Estimate			-	7,000.00	-	7,000.00
		26,573.10	17,053.59	36,235.61	7,000.00	-	358,172.83
	Project Management						
Project Mgt-1	Project Management Services	-	-				5,488.17
Project Mgt-2	Cost Management Access	-	-				2,979.29
	Estimate	-	-	-	-	-	-
		-	-	-	-	-	8,467.46
	Health, Safety & Environment (HS&E)						
HS&E-1	HS&E Regulatory Monitoring, Reporting, Compliance, and Training	-	-				2,153.73
HS&E-2	Health and Safety Field Support	-	-				495.18
HS&E-3	Technical Training						-
HS&E-4	Environmental Compliance						22.50
HS&E-5	Site Investigation and Remediation	2,284.09	1,434.95	885.35			17,576.08
HS&E-6	Environmental Field Support	-	-				152.50
HS&E-7	Spill Control/Response						-
HS&E-8	Environmental Regulatory Support & Consultation						-
HS&E-9	Licenses, Permits and Orders						-
	Estimate			-	5,000.00	5,000.00	58,000.00
		2,284.09	1,434.95	885.35	5,000.00	5,000.00	78,399.99
	Security						

EnergyNorth Natural Gas, Inc.
File Date: June 30, 2013
Settlement Agreement, p. 16 C.1.b. & Attachment F

	Transition Service	(N)	(O)	(P)	(Q)	(R)	(AE)
		Cost					
		(actual) Feb-13	(actual) Mar-13	(actual) Apr-13	(estimated) May-13	(estimated) Jun-13	Total Actual & Est.
Security-1	Site Security Services	-	24,095.83	(24,095.83)			30,120.42
Security-2	Security Consulting						353.84
	Estimate			-	-	-	-
		-	24,095.83	(24,095.83)	-	-	30,474.26
	Supply Chain and Inventory Management						
Supply-1	Supply Chain Management	-	-				76.43
Supply-2	Materials Management System Support						319.78
Supply-3	Supplier Contracts						-
Supply-4	Access to Seller Warehouses						173,298.11
Supply-5	Fleet Services	-	-				18,537.65
	Estimate	-	-	-	-	-	-
		-	-	-	-	-	192,231.97
	Customer Services Support						
Customer Svc-1	Call Center Operations	154,399.60	61,753.75	57,332.22			834,035.13
Customer Svc-2	Meter Reading, Billing and Payment Processing	28,590.93	42,894.40	69,920.34			496,441.86
Customer Svc-3	Collections Process Support	-	-	4.15			5,685.45
Customer Svc-4	New Business Administration	82.48	82.48	73.80			16,240.36
Customer Svc-5	Revenue Protection/Diversion & Investigation	-	-				-
Customer Svc-6	Customer Data Migration	-	-				-
	Estimate			-	352,000.00	352,000.00	2,288,000.00
		183,073.01	104,730.63	127,330.51	352,000.00	352,000.00	3,640,402.81
	Regulatory Support						
Reg-1	Regulatory Support - General	128.93	7,540.13	1,224.26			97,564.30
Reg-2	Regulatory Reporting	(2,853.99)	(1,961.18)	14,937.35			81,915.41
	Estimate			-	5,000.00	5,000.00	25,000.00
		(2,725.06)	5,578.95	16,161.61	5,000.00	5,000.00	204,479.71
	Records Management						
Records-1	Identification of Books and Records						-
Records-2	Separation and Transfer of Books and Records						-
	Estimate			-	4,000.00	4,000.00	8,000.00
		-	-	-	4,000.00	4,000.00	8,000.00
	IT Transition Services						
IT-1	Business Application Services	41,941.08	43,316.41	37,139.09			285,913.69
IT-2	Collaboration Services (E-Mail)	-	-				0.08
IT-3	Data Centers	-	-	6,101.55			17,649.58
IT-4	Client Services	-	-				43,521.79
IT-5	Contracts and Licenses	3,603.84	5,791.18	13,404.96			166,491.78
IT-6	Infrastructure Services	16,410.33	20,219.40	(23,650.37)			260,123.64
IT-7	Networking Support	1,026.94	-	14,739.22			66,461.75
IT-8	IS Energy Management Systems (EMS)	-	-	7,508.63			42,530.71
IT-9	Security Services	-	-				8,891.95
	Estimate			-	34,000.00	34,000.00	476,000.00
		\$ 62,982.19	\$ 69,326.99	\$ 55,243.08	\$ 34,000.00	\$ 34,000.00	\$ 1,367,584.96
		\$ 287,827.59	\$ 228,889.33	\$ 250,696.90	\$ 539,750.00	\$ 540,750.00	\$ 7,768,618.72

Attachment A.2 - Transition Services Cost Report Supporting Detail

Liberty Utilities
11 Northeastern Blvd
Salem, NH

Date: 06/28/2013
Invoice #: 800029596
Terms: Net 20

Initial Billing for Transition Services Activity:
Final Billing for Transition Services Activity:

May 2013
March 2013

TSA Name	Prior Month Adjustment			Initial Billing			Invoice Total
	Granite State	Energy North	Total	Granite State	Energy North	Total	
Payroll			-	-	-	-	-
Employee Benefits	-	-	-	-	-	-	-
Pension Administration			-	-	-	-	-
Labor Relations			-	-	-	-	-
Staffing Support			-	-	-	-	-
Human Resources	-	-	-	-	-	-	-
Financial Reporting			-	-	-	-	-
Accounting Consulting			-	3,869.40	3,869.40	7,738.80	7,738.80
Financial Training Service			-	-	-	-	-
Accounts Payable Processing			-	-	-	-	-
Accounts Payable Consulting			-	-	-	-	-
Cash Management			-	-	-	-	-
Tax Consulting			-	-	-	-	-
Property Tax Services			-	2,736.34	1,824.22	4,560.56	4,560.56
Claims Handling /Investigation			-	-	-	-	-
Finance	-	-	-	6,605.74	5,693.62	12,299.36	12,299.36
Planned Major Mtnc			-	57,957.14	-	57,957.14	57,957.14
Emergency Mtnc & Tech Svcs			-	-	-	-	-
Field Crew Dispatch & Scheduling			-	-	-	-	-
Electric Eng & Design			-	9,754.01	-	9,754.01	9,754.01
Resource & Workload Planning			-	868.14	-	868.14	868.14
Electric Fdr ,Sub T and Sub Asset Planning			-	15,332.46	-	15,332.46	15,332.46
Sub Mtnc Programs /Engineering			-	431,203.71	-	431,203.71	431,203.71
Vegetation Management			-	-	-	-	-
Customer Meter Support			-	-	-	-	-
Electric Meter Shop			-	24.42	-	24.42	24.42
Electric Lab			-	-	-	-	-
Infrared Testing			-	-	-	-	-
Mapping & Records			-	660.31	8,335.97	8,996.28	8,996.28
Relay & Protection			-	824.67	-	824.67	824.67
Codes & Standards			-	-	-	-	-
Mutual Assistance	-		-	-	-	-	-
Business Continuity & Emergency Logistics			-	-	-	-	-
Ops Miscellaneous	-		-	20,212.74	-	20,212.74	20,212.74
Network Strategy & Planned Major Mtnc			-	-	-	-	-
Operations Regulatory Support			-	-	-	-	-
Emergency Mtnc Engineering & Technical Svcs			-	-	-	-	-
Mandated Programs, inc Leak Surveys			-	-	-	-	-
LNG Compliance & Training			-	-	-	-	-
Gas Engineering & Design			-	-	226.14	226.14	226.14
QA/Analysis & Process Improvement			-	-	(334.36)	(334.36)	(334.36)
Gas Support/Workload Planning			-	-	108.21	108.21	108.21
Meter Ops/Meter Shop			-	-	7,397.25	7,397.25	7,397.25
Reliability Planning			-	-	-	-	-
System Integrity, Asset Replacement, & Corrosion Control			-	-	17,445.88	17,445.88	17,445.88
Ops Misc			-	-	37,141.71	37,141.71	37,141.71
Operations	-	-	-	536,837.60	70,320.80	607,158.40	607,158.40
Energy Efficiency			-	12,367.28	-	12,367.28	12,367.28
C&I Sales/Support			-	-	-	-	-
Energy Solutions Delivery & Efficiency	-	-	-	12,367.28	-	12,367.28	12,367.28
Network Control			-	15,205.71	-	15,205.71	15,205.71
Load Forecasting			-	454.17	-	454.17	454.17
Energy Procurement			-	-	-	-	-
Energy Procurement Consulting			-	-	-	-	-
Distributed Generation Svcs			-	-	-	-	-
Gas Control			-	-	15,586.53	15,586.53	15,586.53
Procurement Svcs General			-	-	21.38	21.38	21.38
Energy Transactions			-	-	(2,206.68)	(2,206.68)	(2,206.68)
Gas Load Forecasting			-	-	1,781.69	1,781.69	1,781.69
Procurement Consulting			-	-	-	-	-
Procurement Svcs Misc			-	-	-	-	-
Energy Control & Supply	-	-	-	15,659.88	15,182.92	30,842.80	30,842.80
Project Mgmt Svcs			-	-	-	-	-
Cost Mgmt			-	-	-	-	-
Project Management	-	-	-	-	-	-	-
HS&E Monitoring,Reporting Compliance & Training			-	-	-	-	-
Health & Safety Fld Support			-	-	-	-	-
Technical Training			-	-	-	-	-
Environmental Compliance			-	-	-	-	-
Environmetal Field Support			-	-	-	-	-
SIR			-	-	187.35	187.35	187.35
Spill Control Response			-	-	-	-	-
Environmental Reg Support & Consultation			-	-	-	-	-
Licenses, Permits & Orders			-	-	-	-	-
Health, Safety & Environment	-	-	-	-	187.35	187.35	187.35
Site Services			-	-	-	-	-
Security Consulting			-	-	-	-	-
NERC/NPCC Reg Compliance			-	-	-	-	-
Security	-	-	-	-	-	-	-
Supply Chain Mgmt			-	-	-	-	-
Mat Mgmt System Support			-	-	-	-	-
Supplier Contracts			-	-	-	-	-
Warehouse Access			-	-	-	-	-
Fleet Services			-	-	-	-	-
Supply Chain & Inventory	-	-	-	-	-	-	-
Call Center Ops			-	23,533.80	35,609.37	59,143.17	59,143.17

Attachment A.2 - Transition Services Cost Report Supporting Detail

Liberty Utilities
11 Northeastern Blvd
Salem, NH

Date: 06/28/2013
Invoice #: 800029596
Terms: Net 20

Initial Billing for Transition Services Activity: May 2013
Final Billing for Transition Services Activity: March 2013

TSA Name	Prior Month Adjustment			Initial Billing			Invoice Total
	Granite State	Energy North	Total	Granite State	Energy North	Total	
Meter Rdg, Billing & Payment Processing			-	55,878.86	30,305.32	86,184.18	86,184.18
Collections Support			-	775.90	(0.80)	775.10	775.10
New Business Admin			-	10,737.09	109.48	10,846.57	10,846.57
Revenue Protection			-	-	-	-	-
Customer Data Migration			-	-	-	-	-
Meter Data Services - Support			-	8,067.05	-	8,067.05	8,067.05
Customer Service	-	-	-	98,992.70	66,023.37	165,016.07	165,016.07
General			-	3,860.09	833.03	4,693.12	4,693.12
Regulatory Reporting			-	1,322.02	(11,870.66)	(10,548.64)	(10,548.64)
Regulatory Support	-	-	-	5,182.11	(11,037.63)	(5,855.52)	(5,855.52)
Identification of Books & Records			-	-	-	-	-
Seperation & Transfer of Books & Records			-	-	-	-	-
Records Management	-	-	-	-	-	-	-
Business Applications	8,281.67	(1,305.64)	6,976.03	3,131.62	170,045.81	173,177.43	180,153.46
Collaboration Services	-	-	-	-	-	-	-
Data Centers	(537.31)	-	(537.31)	-	-	-	(537.31)
Client services	(805.97)	-	(805.97)	-	-	-	(805.97)
Contracts & Licenses	8,783.60	11,010.80	19,794.40	27,904.80	21,817.00	49,721.80	69,516.20
Infrastructure Services	(85,568.03)	(20,219.40)	(105,787.43)	43,151.27	58,545.66	101,696.93	(4,090.50)
Networking Support	46,278.28	6,791.53	53,069.81	-	-	-	53,069.81
EMS/SCADA	9,387.82	2,213.14	11,600.96	2,488.94	-	2,488.94	14,089.90
Security Services	-	-	-	-	-	-	-
IT	(14,179.94)	(1,509.57)	(15,689.51)	76,676.63	250,408.47	327,085.10	311,395.59
TOTAL	(14,179.94)	(1,509.57)	(15,689.51)	752,321.94	396,778.90	1,149,100.84	1,133,411.33

CHECK

Please remit payments to the following:

U.S. Mail
National Grid USA Misc Accounts Receivable 300 Erie Boulevard West Syracuse, NY 13202

Wire
National Grid USA Bank: Bank of America ABA: 026009593 Acct# 000050020915

Attachment A.3 – Monthly Transition Progress
Granite State Electric Company

Granite State Electric Company				
	25%	50%	75%	100%
<i>Transition Service Group</i>	<i>MMYY</i>	<i>MMYY</i>	<i>MMYY</i>	<i>MMYY</i>
Human Resources			11/12	05/13
Financial Services	02/13			01/14
Operations	06/13	11/13	02/14	07/14
Energy Solutions Delivery and Efficiency				06/14
Energy Control and Supply	03/13 ¹ 06/13 ²	11/13 ²	01/14 ²	07/14 ¹ 07/14 ²
Project Management				06/13
Health Safety and Environment				11/12
Security		05/13	08/13	01/14
Supply Chain and Inventory Management				07/14
Customer Services Support				06/14
Regulatory Support				01/14
Records Management				07/14
IT Transition Services				01/14

¹Energy Procurement

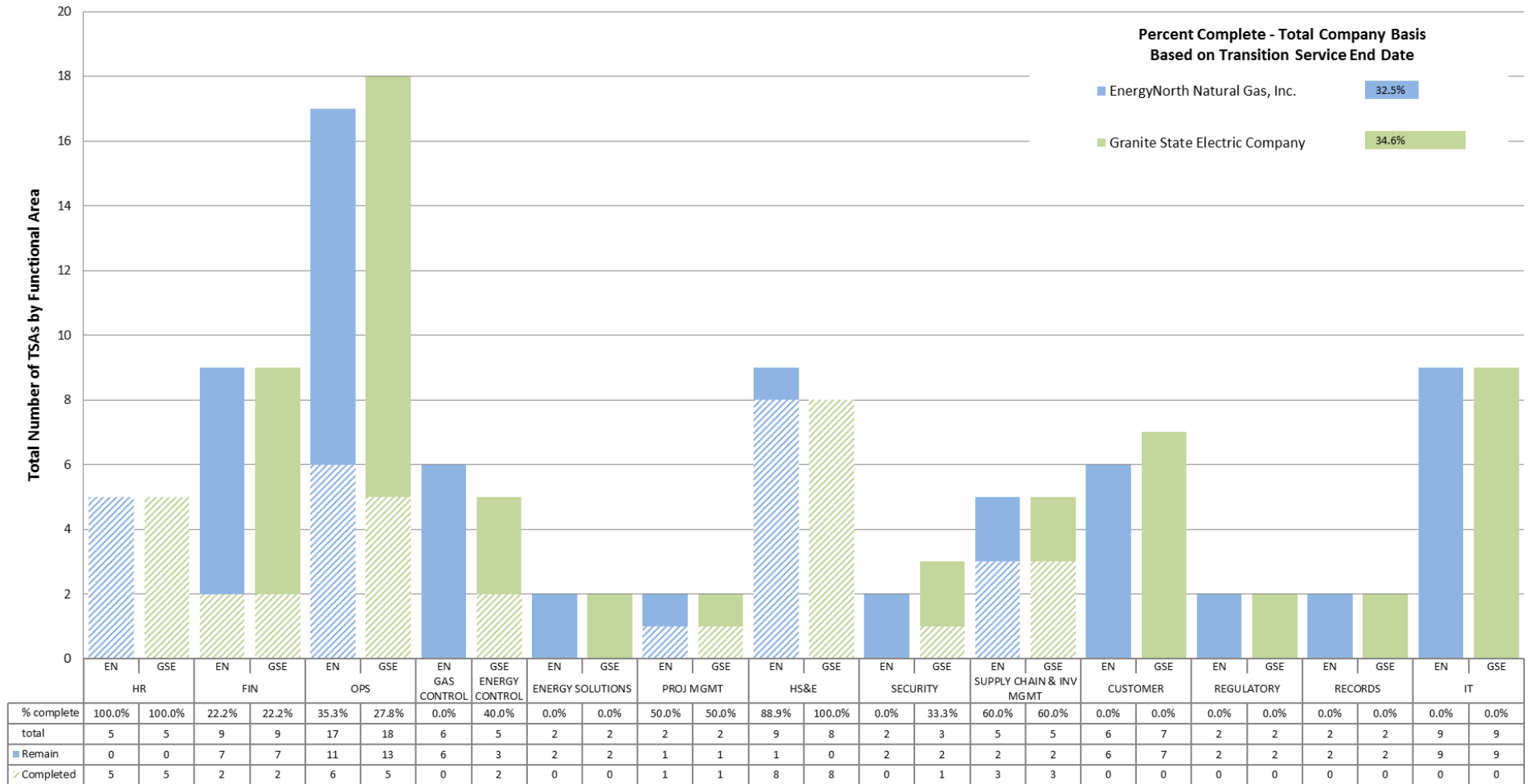
²Operations

Attachment A.3 – Monthly Transition Progress
EnergyNorth Natural Gas, Inc.

EnergyNorth Natural Gas				
	25%	50%	75%	100%
<i>Transition Service Group</i>	<i>MMYY</i>	<i>MMYY</i>	<i>MMYY</i>	<i>MMYY</i>
Human Resources			11/12	05/13
Financial Services	02/13			01/14
Operations	03/13	07/13	01/14	07/14
Energy Solutions Delivery and Efficiency				06/14
Energy Control and Supply	03/13 ²	07/13 ¹ 07/13 ²	09/13 ¹ 01/14 ²	07/14 ¹ 07/14 ²
Project Management				03/13
Health Safety and Environment			11/12	12/13
Security			08/13	01/14
Supply Chain and Inventory Management		12/12		07/14
Customer Services Support				01/14
Regulatory Support				01/14
Records Management				07/14
IT Transition Services				01/14

¹Energy Procurement

²Operations



ATTACHMENT B

IT STATUS REPORTS






Please see the following attachments:

Attachment B.1 – IT Monthly Overall Status Information



Attachment B.2 – IT Monthly Reporting of Project and Application Status

Attachment B.3 – IT Change Request (*as needed*)






Meter-to-Cash Project

Overall Project Health		The project is on track. There was a small delay in Cycle 3 testing but 3 experienced QA sources were assigned to the project's team to assist with testing. We should be back on track by May 31st.
Category Health	   	<p>Timelines - Trending Green – Testing behind schedule – 3 experienced QA resources assigned to team to assist with testing for next two weeks – Project should be back on track by May 17th</p> <p>Resources - no issues</p> <p>Cost - meeting scheduled to review Meter to Cash budget</p> <p>Scope - no issues</p>
Transition Update	<ol style="list-style-type: none"> 1. 2. 3. 4. 5. 6. 	<p>Cogsdale – Continued test cycle 3</p> <ul style="list-style-type: none"> – Integration testing of FCS produced positive results – Started defining framework for detailed cutover plan <p>ITRON – Determined Integration testing activities</p> <p>Fiserv – Determined Integration testing activities</p> <p>IVR – Requirements reviewed with the business</p> <p>Energy Efficiency – 8 reports completed and demonstrated</p> <p>Sales & Marketing – workaround solution waiting for approval from Directors</p>






Engineering & Operations Project






Overall Project Health		Project is on target for success
Category Health		<p>Timelines - no issues</p> <p>Resources - no issues</p> <p>Cost - no issues</p> <p>Scope - no issues</p>
Transition Update	<ol style="list-style-type: none"> 1. 2. 3. 4. 5. 6. 	<p>Schneider's System Configuration Plan is 85% Complete.</p> <p>NGrid and Liberty's Schneider resources are in contact to perform data extract for the GAS SCADA</p> <p>GIS Environments are functional</p> <p>Acquired Smallworld database schema in advance of Smallworld to ArcFM data conversion workshops</p> <p>Established weekly OASyS project meeting with Schneider</p> <p>Arranged OASyS training for SCADA end users</p>

Gastar Project






Overall Project Health		<p>The Cogsdale to GASTAR interface and the GASTAR to Cogsdale interface will not be able to complete testing in the scheduled timeframe. This will now require a work around in the case that it will not be available for September 2nd.</p> <p>Could turn red if the code is not received from the vendor.</p>
Category Health	   	<p>Timelines - still targeting July 1st for Wholesale and September 2 for Retail</p> <p>Resources - Business resources have day-to-day work requirements</p> <p>Cost - are estimated to exceed budget</p> <p>Scope - no issues</p>
Transition Update	<ol style="list-style-type: none"> 1. 2. 3. 	<p>1. New Hampshire test plan has been completed and signed off by the business sponsor.</p> <p>2. A QA resource has been added to the testing team.</p> <p>3. A new release is expected the week of May 20th - this release should have the modules to allow Wholesale to go live on July 2nd - testing to start immediately.</p>

Work Management Project

Overall Project Health		We are behind schedule on testing and we are working on updating the plan to address the delay.
Category Health	   	<p>Timelines - Reporting green for a September 2013 gas deployment and May 2014 electric deployment</p> <p>Resources - Onboarded new PM and new business data conversion resource</p> <p>Cost - Continue to monitor costs and identify means to offset overruns</p> <p>Scope - no issues</p>
Transition Update	<ol style="list-style-type: none"> 1. 2. 3. 	<p>First two of three Data Mapping sessions held with Grid (Maximo, LMS, DigSafe; MSDI)</p> <p>Reviewed Testing Strategy with QA Lead, initiation of test planning activities</p> <p>Design / Configuration – Service, Compliance, MobileTech, Equipment 80% complete</p>

Overall Project Health		Several of the project work streams are in progress (Meter to Cash, Engineering and Ops, Energy Management, Work Management, and Service Delivery). All Day 1 residual work has been completed.
Category Health	   	<p>Timelines - dependent on getting approvals on numerous data files on time.</p> <p>Resources - no issues</p> <p>Cost - Day 2 costs are on track</p> <p>Scope - no issues</p>
Transition Update	<ol style="list-style-type: none"> 1. 2. 3. 4. 5. 6. 7. 8. 	<p>Decommissioning of H drives at all New Hampshire sites have been completed.</p> <p>Developed Day 2 readiness straw man deck and shared with team to in preparation of steering committee meeting</p> <p>Delivered NH DTS/IID historical</p> <p>Delivered Metretek sample data to support MV90 testing.</p> <p>Conducted 1st round of data mapping session for Maximo system under work management work stream.</p> <p>Reviewed InDemand historical data transition priority with LU and Liberty requested for Electric energy efficiency historical data ahead of Gas.</p> <p>Reviewed Liberty request for supporting duplicate bill print post transition and provided technical options to Liberty business.</p> <p>Reviewed with NG business on mid month close feasibility and impact to BMS reconciliation process and confirmed if required we should be able to do mid month close.</p> <p>Extended PCS SW license until 10/31/2013 to support Liberty access to PCS system until work management Gas transition is completed.</p>

Liberty IT Infrastructure

Overall Project Health		The Infrastructure team is underway with progress on SCADA network and the planning for additions to business systems, customer systems , call management systems, data and telecom requirements.
Category Health	   	<p>Timelines - no issues</p> <p>Resources - no issues</p> <p>Cost - no issues</p> <p>Scope - no issues</p>
Transition Update	<ol style="list-style-type: none"> 1. 2. 3. 4. 	<p>Project plan aligned to business and SCADA application plan</p> <p>Telecom and data lines are now being installed at Londonderry office , progress on cabling and telecom/data room refurbishment.</p> <p>Completed and shutdown Salem server</p> <p>Londonderry to be the first site on Liberty Secure 9000 system. Installation scheduled for June/July than rolled out to the other NH regions.</p>

Attachment B.2 – IT Monthly Reporting of Project and Application Status

Granite State Electric Company							
		Functionality Design	Data Conversion Plan	Testing Design	Testing Begins	Cutover Planning	Implementation Target
		<i>MMYY</i>	<i>MMYY</i>	<i>MMYY</i>	<i>MMYY</i>	<i>MMYY</i>	<i>MMYY</i>
Meter to Cash	Cogsdale	06/12	09/12	06/13	09/13	12/13	05/15
	Itron	Currently in place	N/A	12/13	01/14	12/13	05/15
	IVR	Currently in place	N/A	12/13	01/14	12/13	05/15
	FiServ (Bill Print & Cash Processing)	Currently in place	N/A	12/13	01/14	12/13	05/15
Gastar	Gastar	NA	NA	NA	NA	NA	NA
Engineering and Operations	GIS – ArcFM	0713	0713	0813	1013	0913	0114
	Designer	1213	NA	0114	0314	0214	0514
	Responder (Outage Mgmt. System)	0114	Pending	1113	0214	1213	0514
	Fortis (Document Mgmt. System)	Pending	Pending	Pending	Pending	Pending	Pending
	SCADA	0613	0613	0718	0913	0813	0514
Work Management	Equipment Management	02/14	02/14	02/14	02/14	04/14	05/14
	Service Management	02/14	02/14	02/14	02/14	02/14	05/14
	Mobile Tech	02/14	02/14	02/14	02/14	02/14	05/14

5003 / 5004
Monthly Report of Transition Progress
Attachment B – IT Status Reports
(per Settlement V.C.1.b. (v))
For the Month of May 2013

	Job Cost	02/14	02/14	02/14	02/14	02/14	05/14
	Work Estimating (Quadra)	06/13	N/A	05/13	05/13	06/13	07/13

Attachment B.2 – IT Monthly Reporting of Project and Application Status

Energy North Natural Gas							
		Functionality Design	Data Conversion Plan	Testing Design	Testing Begins	Cutover Planning	Implementation Target
		<i>MMYY</i>	<i>MMYY</i>	<i>MMYY</i>	<i>MMYY</i>	<i>MMYY</i>	<i>MMYY</i>
Meter to Cash	Cogsdale	06/12	09/12	09/12	10/12	05/13	09/13
	Itron	Currently in place	N/A	04/13	04/13	05/13	09/13
	IVR	Currently in place	N/A	06/13	06/13	05/13	09/13
	FiServ (Bill Print & Cash Processing)	Currently in place	N/A	04/13	04/13	05/13	09/13
Gastar	Gastar	04/12	09/12	04/13	05/13	05/13	07/13 Wholesale 09/13 Retail
Engineering and Operations	GIS – ArcFM	0713	0713	0813	0913	0913	1213
	Designer	1213	NA	0114	0228	0214	0614
	Responder (Outage Mgmt. System)	NA	NA	NA	NA	NA	NA
	Fortis (Document Mgmt. System)	Pending	Pending	Pending	Pending	Pending	Pending
	SCADA	0513	0513	0713	0813	0813	1013
Work Management	Equipment Management	05/13	06/13	05/13	05/13	08/13	09/13
	Service Management	05/13	06/13	05/13	05/13	08/13	09/13
	Mobile Tech	05/13	06/13	05/13	05/13	08/13	09/13

5003 / 5004
Monthly Report of Transition Progress
Attachment B – IT Status Reports
(per Settlement V.C.1.b. (v))
For the Month of May 2013

	Job Cost	05/13	06/13	05/13	05/13	08/13	09/13
	Work Estimating (Quadra)	N/A	N/A	N/A	N/A	N/A	N/A

Attachment B.3 – IT Change Requests

There are no change requests for this month.

ATTACHMENT C

UPDATED STRUCTURAL ORGANIZATIONAL CHARTS

There are no changes to report for this month.